

# SLUDGE MANAGEMENT APPROACH





# GRUPPO CAP numbers

## The service



 WATER NETWORK KM  
6.462

 WELLS  
740

 TREATMENT PLANTS\*  
40

 SEWAGE NETWORK KM  
6.578

 WATER PURIFICATION PLANTS  
313

 MILLION M3 WATER SUPPLIED THROUGH NETWORK  
258.940.684

## Investments 2018-2022

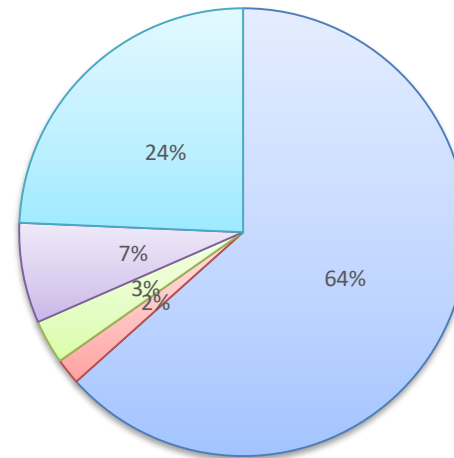
 **€ 539,3** MILLION  
TOTAL INVESTMENTS

 **€ 107,9** MILLION  
ANNUAL AVERAGE

# Final Step:

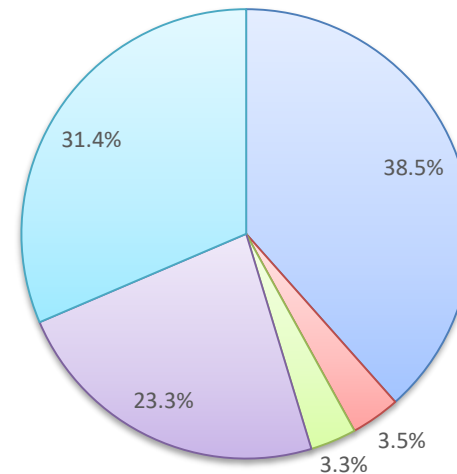
# The disposal 2017 vs. 2018

2017



- AGRICOLTURA
- DISCARICA
- CEMENTIFICIO
- FERTILIZZANTI
- TERMOVALORIZZATORE

2018

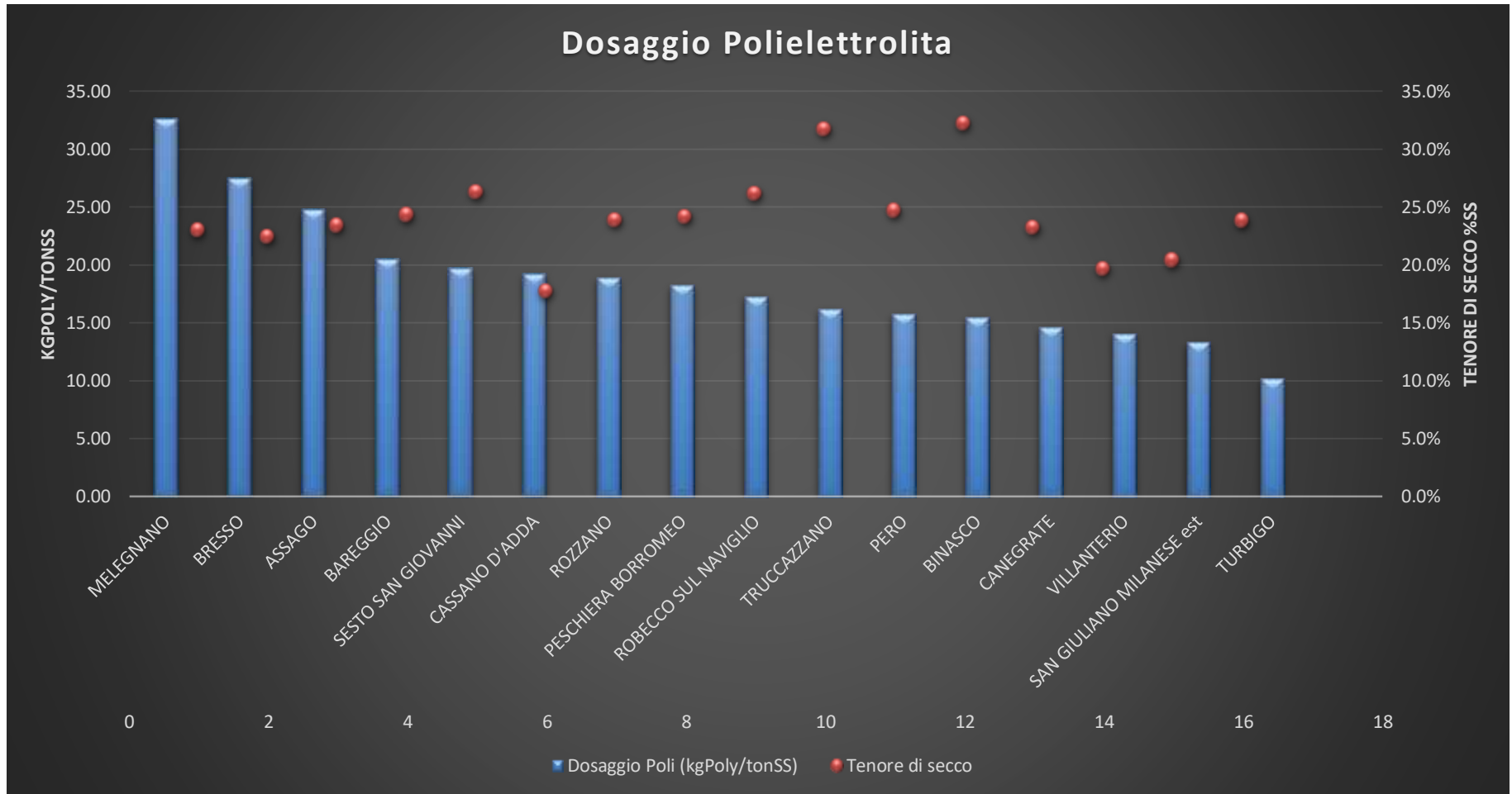


- AGRICOLTURA
- DISCARICA
- CEMENTIFICIO
- FERTILIZZANTI
- TERMOVALORIZZATORE

83K Ton



# Chemicals vs. dry content



Average dry content: 24%

Average polimer dosage: 15 kg/tonSS → Ongoing «control-sludge»/optimisation

Presentazione a cura di:

Alessandro Reginato

[www.gruppocap.it](http://www.gruppocap.it)

[Alessandro.reginato@gruppocap.it](mailto:Alessandro.reginato@gruppocap.it)



SERVIZIO IDRICO INTEGRATO